

Restorative Justice Program Report

Fiscal Year 2009 (July 2008 – June 2009)

During this fiscal year the Restorative Justice Program served **132 Juvenile Cases**. Currently, 20 cases are open and 112 are closed. A total of **494 Client Contacts** were served including offenders (132), offender supporters (159), victims (37), victim supporters (4), community volunteers (108), agency representatives (48), and others (6).

The majority of juvenile clients were **Male (73.5%)** and **White (68.5%)**. Clients of Hispanic/Latino (17%), African American (3%), American Indian (1.5%), Asian American (1%), and Other (9%) ethnicities were also served. The mean age of juvenile clients was **14.73 Years**.

Referred offenses were primarily **Misdemeanors (88%)** and **Property Crimes (37%)**. All offenses served can be found in Figure 1.

The majority of incidents occurred in **Moorhead (79%)**. Referred offenses also occurred in Glyndon (7%), Dilworth (4.5%), Barnesville (2%), Ulen (2.5%), Hawley (1.5%), Felton (1.5%), Hitterdahl (1%), and Georgetown (1%).

The majority of victims were identified as **Individuals (54%)**. Other victims were identified as Self/Community (28%), School (9%), Business (8%), or City (1%).

Referrals to the program were primarily **Diversion (85%)**. All referral sources can be found in Figure 2.

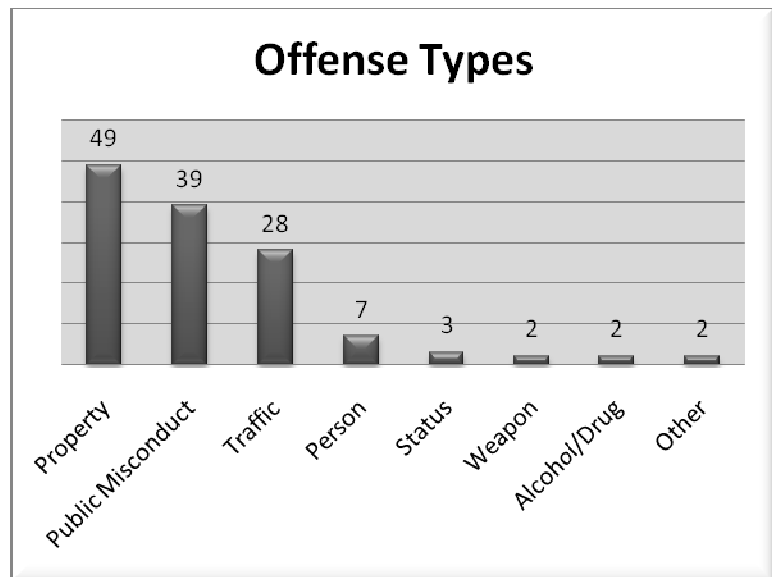


Figure 1



Figure 2

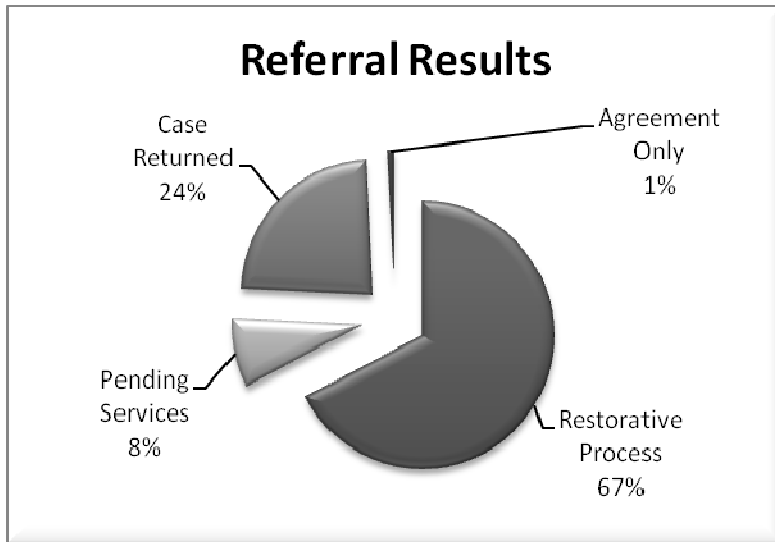


Figure 3

A majority of referrals resulted in a **Restorative Process (67%)** in which the juvenile met face-to-face with the affected victims and/or community members and came to a formal agreement on how to repair the harm caused by the incident. **Cases Returned (23%)** were sent back to the referring source because the offender was not appropriate for the program, made no attempt to contact the program, or the victim was not willing to participate. See Figure 3.

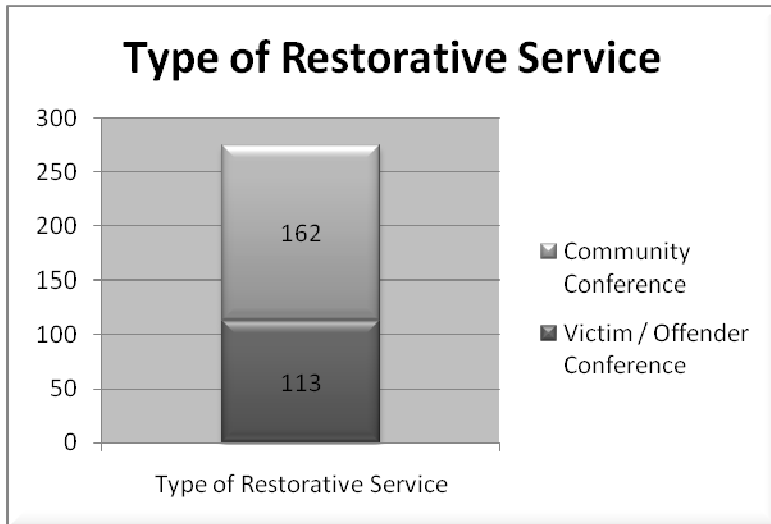


Figure 4

Figure 4 describes the type of restorative services provided. Over half of the cases were processed using the **Community Conferencing (59%)** model. The **Victim / Offender Conferencing (41%)** model was used with the remaining cases.

A total of **275 Participants** were involved in a restorative process this Fiscal Year. Figure 5 outlines the breakdown of process participants.

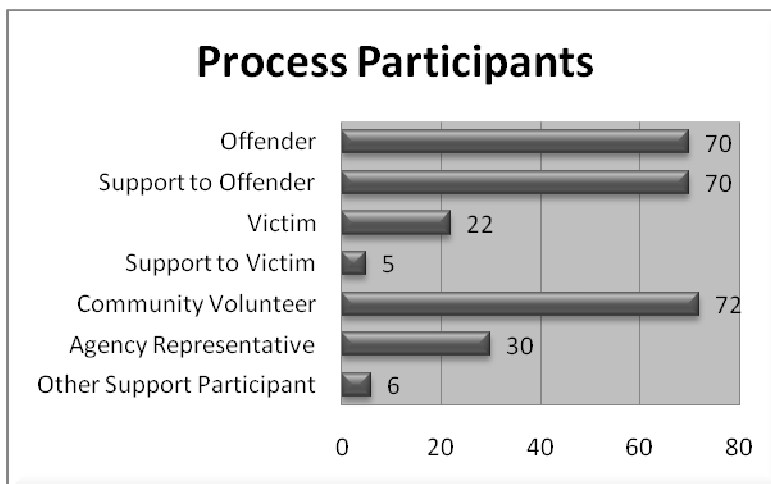


Figure 5

Victim/Offender Conferencing—involves direct victims coming together with juvenile offenders to discuss how people have been harmed by an incident and how that harm might be repaired.

Community Conferencing—brings together a panel of community volunteers and agency representatives to hold juvenile offenders accountable for harms caused to the community.

Feedback from process participants was very positive. Figure 6 shows the results of participant evaluation surveys.

Restorative Justice Agreements have been completed or are in the process of completion at an **87% Completion Rate**.

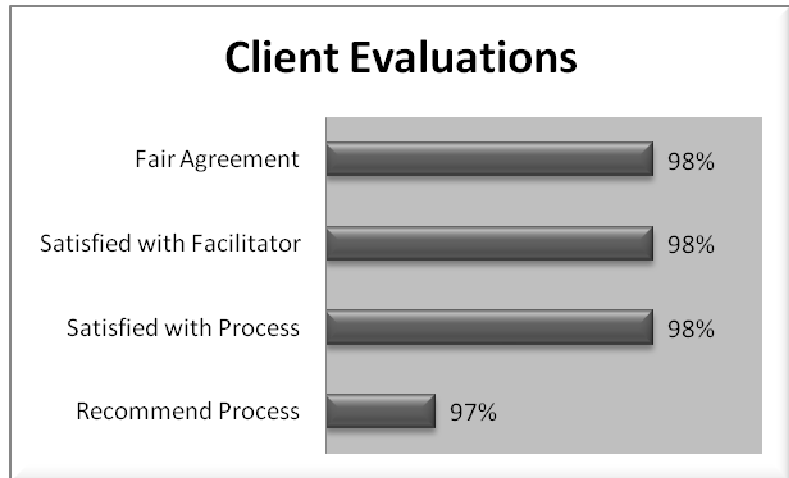


Figure 6

Figure 7 describes the agreement conditions that were fulfilled this fiscal year.

Some of the other unique agreement conditions included:

- Take medications as prescribed
- Drive parents around for their errands
- Tour of the Juvenile Detention Center
- Document emotions in a journal for 3 months
- Create brochure on School Bus Stop Arm laws
- Participate in at least one extra-curricular activity
- Write a summary of the “Diary of Anne Frank”
- Digital voiceover on consequences of a Drano Bomb (for Moorhead PD YouTube video)
- Article on possessing dangerous weapons on school grounds (published in school paper)

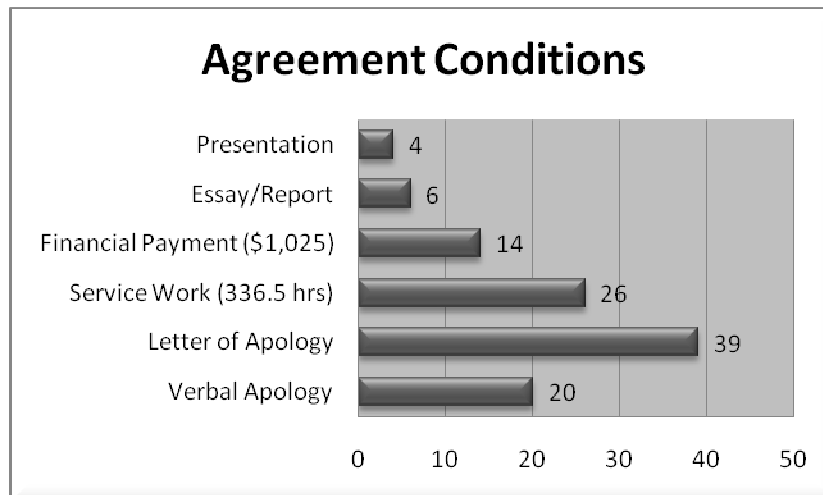


Figure 7

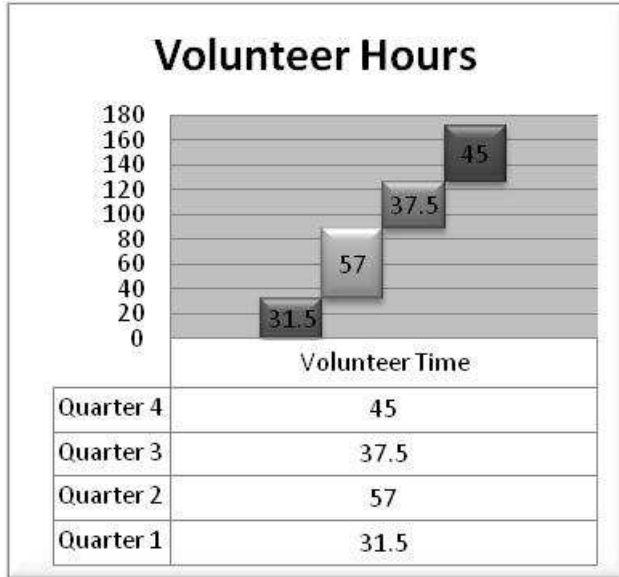


Figure 8

Volunteers contributed **45 hours** to the Restorative Justice Program this quarter. This Fiscal Year volunteers have contributed a total of **171 hours**. See Figure 8.

According to the industry standard, these hours can be equated to a **\$3,210 in-kind donation**.

This Fiscal Year the Restorative Justice Program has received an **average of 24.5 new client referrals per quarter**.

Figure 9 compares the average number of referrals since Fiscal Year 2004-2005.

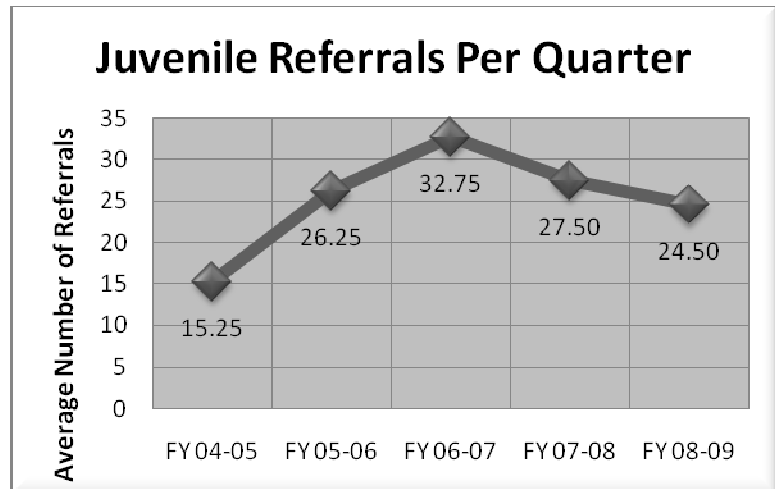


Figure 9