

Restorative Justice Program Report

Fiscal Year 2008 (July 2007–June 2008)

During Fiscal Year 2008 the Restorative Justice Program served **132 Juvenile Cases**. Currently, 38 cases are open and 94 are closed. A total of **526 Clients** were served including offenders (132), offender supporters (161), victims (92), victim supporters (20), community volunteers (82), agency representatives (32), and others (7).

The majority of juvenile clients were **Male (78%)** and **White (70%)**. Clients of Hispanic/Latino (12%), African American (1.5%), Asian American (1.5%), American Indian (1%), and Other (8%) ethnicities were also served. Six percent of client ethnicities are not known. The average age of juvenile clients was **14.57 Years**.

Referred offenses were primarily **Misdemeanors (91%)** and **Property Crimes (55%)**. Public Misconduct (17%), Traffic Violations (14%), Person Crimes (9%), Alcohol/Drug (2%), Status Offenses (2%), and Weapons Charges (1%) were also served. All referred offenses can be found in Figure 1.

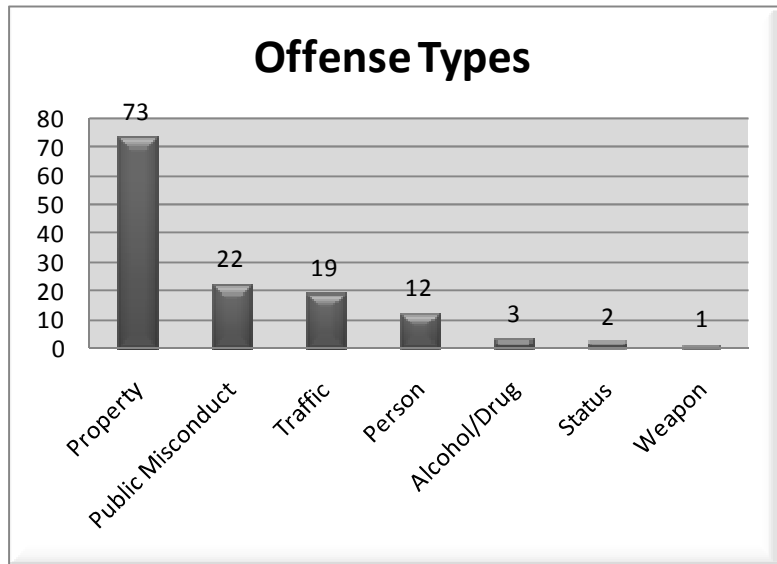


Figure 1

The majority of incidents occurred in **Moorhead (75.5%)**. Referred offenses also occurred in Dilworth (13.5%), Glyndon (3%), Barnesville (3%), Fargo (3%), Hawley (1%), or Other (1%).

The majority of referred victims were **Individual (54.5%)**, **Business (17%)**, or **Self/Community (16%)**. Other victims included School (7%), Church (1.5%), City (2%), or Other (2%).

Referrals to the program were primarily **Diversion (84%)**. All referral sources can be found in Figure 2.

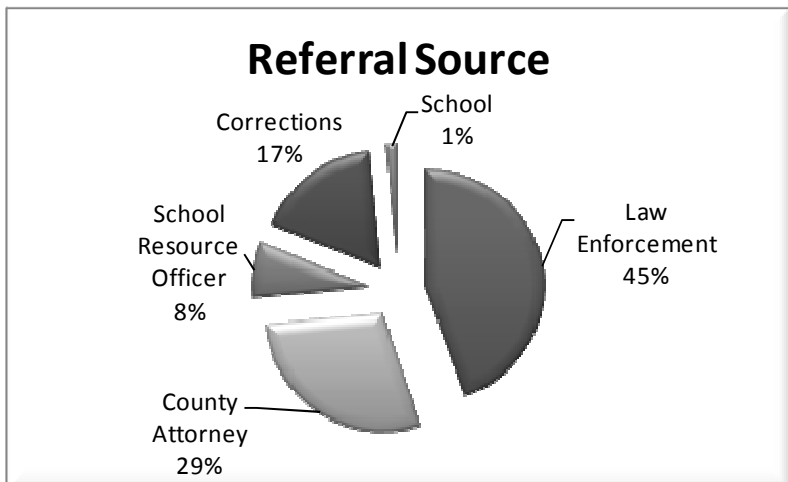


Figure 2

A majority of referrals resulted in a **Restorative Process (62%)** in which the juvenile met face-to-face with the affected victims and/or community members and came to a formal agreement

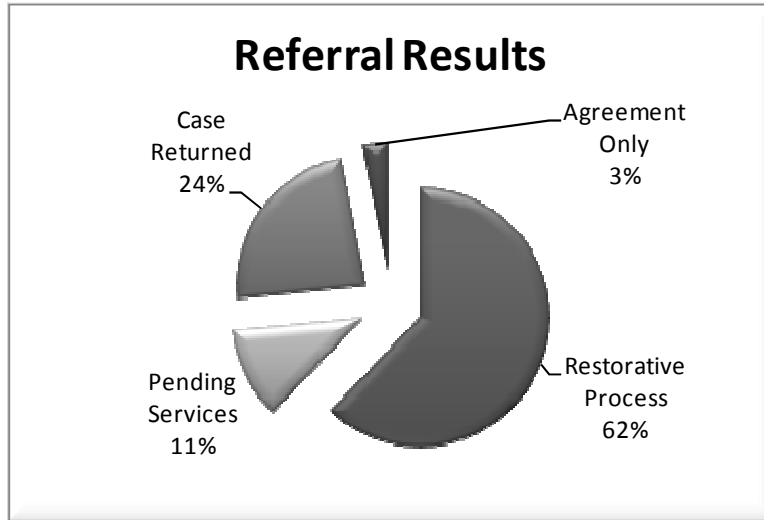


Figure 3

on how to repair the harm caused by the incident. **Cases Returned (24%)** were sent back to the referring source because the offender was not appropriate for the program, made no attempt to contact the program, or the victim was not willing to participate. A small number of participants created an **Agreement Only (3%)** in which they did not meet face-to-face but created an agreement to repair the harm.

A total of **240 Participants** were involved in a restorative process this quarter. Figure 4 outlines the breakdown of process participants.

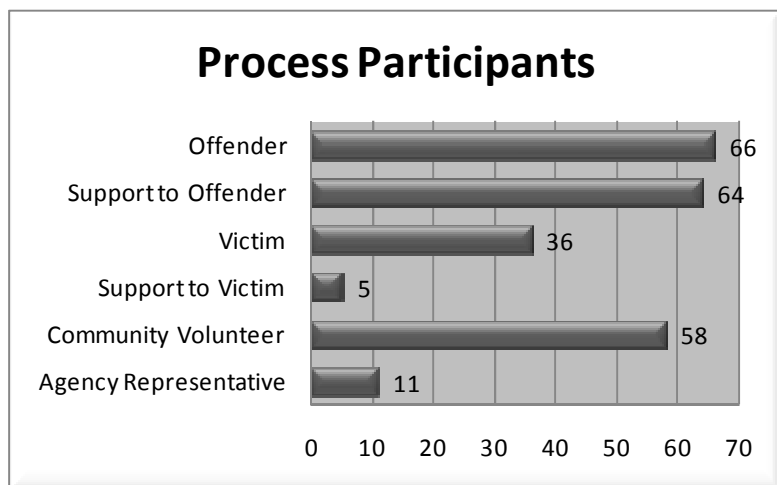


Figure 4

Figure 5 describes the type of restorative services provided. A majority of cases were processed using a **Restorative Group Conference (74%)**, a process where juveniles and their supporters meet directly with affected victims and their supporters to decide the resolution of a criminal or harmful incident. **Community Restorative Justice Councils (26%)** were used with juvenile offenders brought together with a panel of community volunteers to hold them accountable for harms caused to the community and to decide ways to repair this harm.

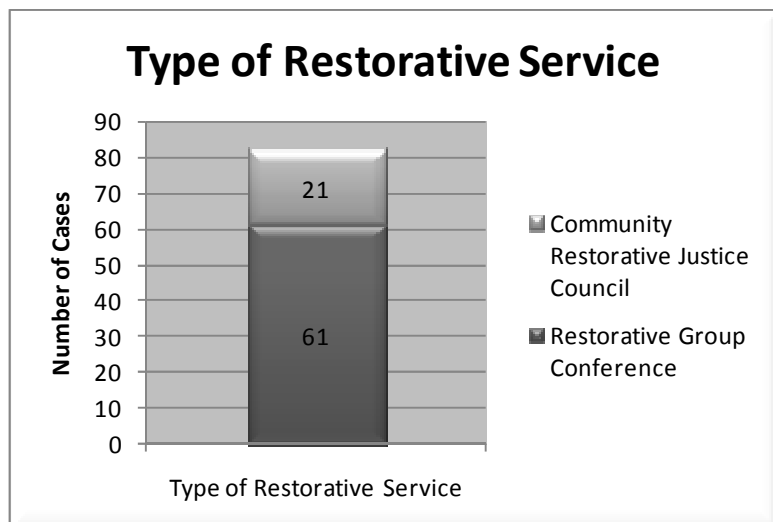


Figure 5

Feedback from process participants was very positive. Figure 6 shows the results of these surveys.

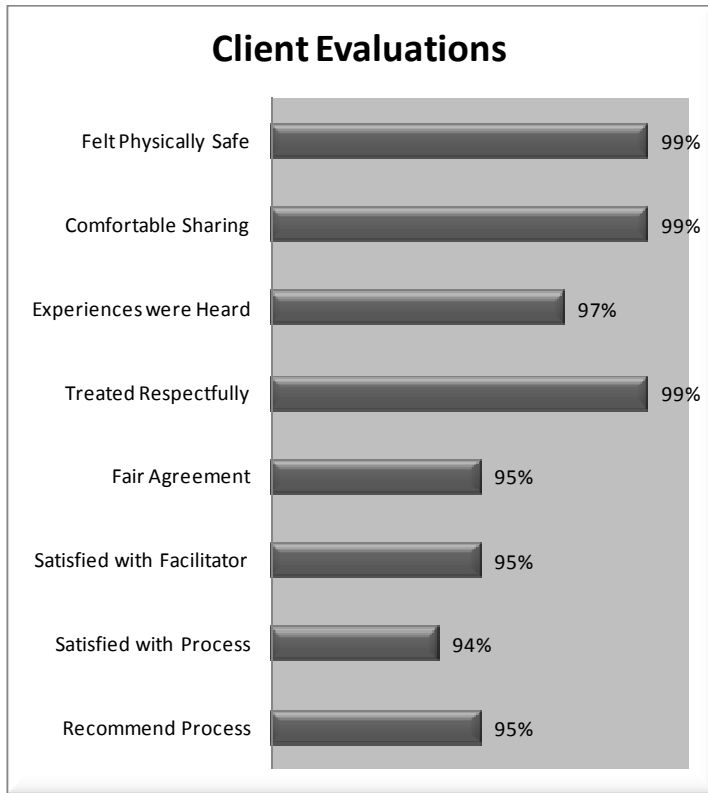


Figure 6

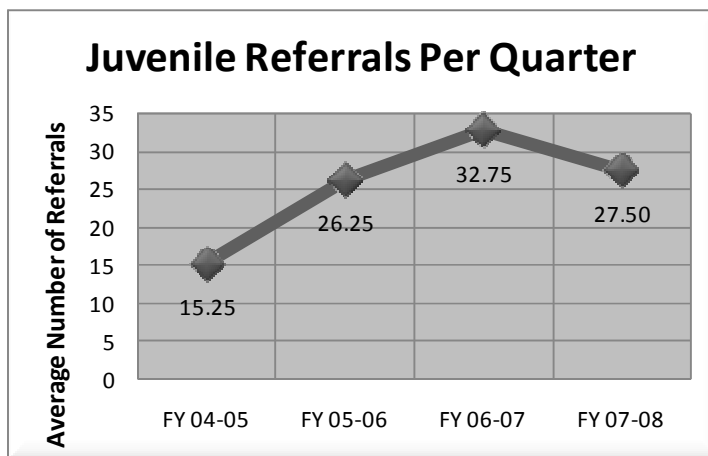


Figure 7

This quarter agreements have been completed or are in the process of completion at a **99% Completion Rate**. Listed below are the agreement conditions that were fulfilled this Fiscal Year:

- Verbal Apologies – 23
- Letters of Apology – 22
- Service – 203 hours
- Financial – \$1,549.34
- Essay/Report – 14
 - School violence
 - Blood borne pathogens
 - Bus safety rules
 - Shoplifting
 - Employee Theft
 - Impact of alcohol
 - Peer pressure
 - How to walk away
 - Effect of incident
- Presentation – 5
 - Safe driving practices
 - Good decision-making
 - Positive role model
- Other
 - School bus ride-along
 - Family fire escape plan
 - Alcohol assessment
 - Attend AA/NA meeting
 - Minor consuming class
 - Thank-you letter
 - Defensive driving course
 - Tour of juvenile detention
 - Selection of an “honesty reminder” object
 - Referrals to other

Figure 7 represents the average number of referrals per quarter that the Restorative Justice Program received over the last four fiscal years.